

Tensura

Card Creation Guidelines



Margin	01
Fonts	02
Card Layout	03
Card Rarity	04
Character Art	05
Creation System	06
Rewards	07
How to Submit	08

Margin

Tensura artboard must be created with

Width: 700px

Height: 900px

The card frame itself should be

Width: 600px

Height: 800px



Fonts

For Character Name, use **Dragon Hunter Font:**

(You can use any font that fits the character or the theme but only for)

www.dafont.com/dragon-hunter.font

For Series and Info, use **Machine Gunk:**

www.dafont.com/machine-gunk.font

For Description, use **Century Gothic:**

www.dafontfree.io/century-gothic-font-free/

For Rarity Letter, use **Amiable Forsythia:**

www.font.download/font/amiabile-forsythia-free-2

CHARACTER NAME

SERIE/INFO

Description

Rarity Letter

Card Layout


You can modify **Name, Bar color, Series, Rarity Letter, Description and also Footer color.**

Pick colors from character palette.

Texts will need to be adjusted depending on the number of lines. **It must be aligned between the star line and series footer.**

Apply glow to card frame, it must **follow the brightest or more saturated color** from character.

Cards must be exported in PNG format.



<https://drive.google.com/drive/folders/1cVkODkkJ4ZjsHmy85UMF7gLxeYkNA80i>


Card Rarity

Pay attention to Rarity Letters and the number of stars:

T1 = C (Common)	T5 = U (Ultimate)
T2 = R (Rare)	T6 = G (God)
T3 = M (Mystical)	TS = S
T4 = L (Legacy)	

The tier numbers above also means the star numbers, except for T6 or TS, since you can replace them for another element but it has to do reference to your character.

Higher tiers should have **progressively stronger star glow** starting from T2. T1 stars must have no glow.

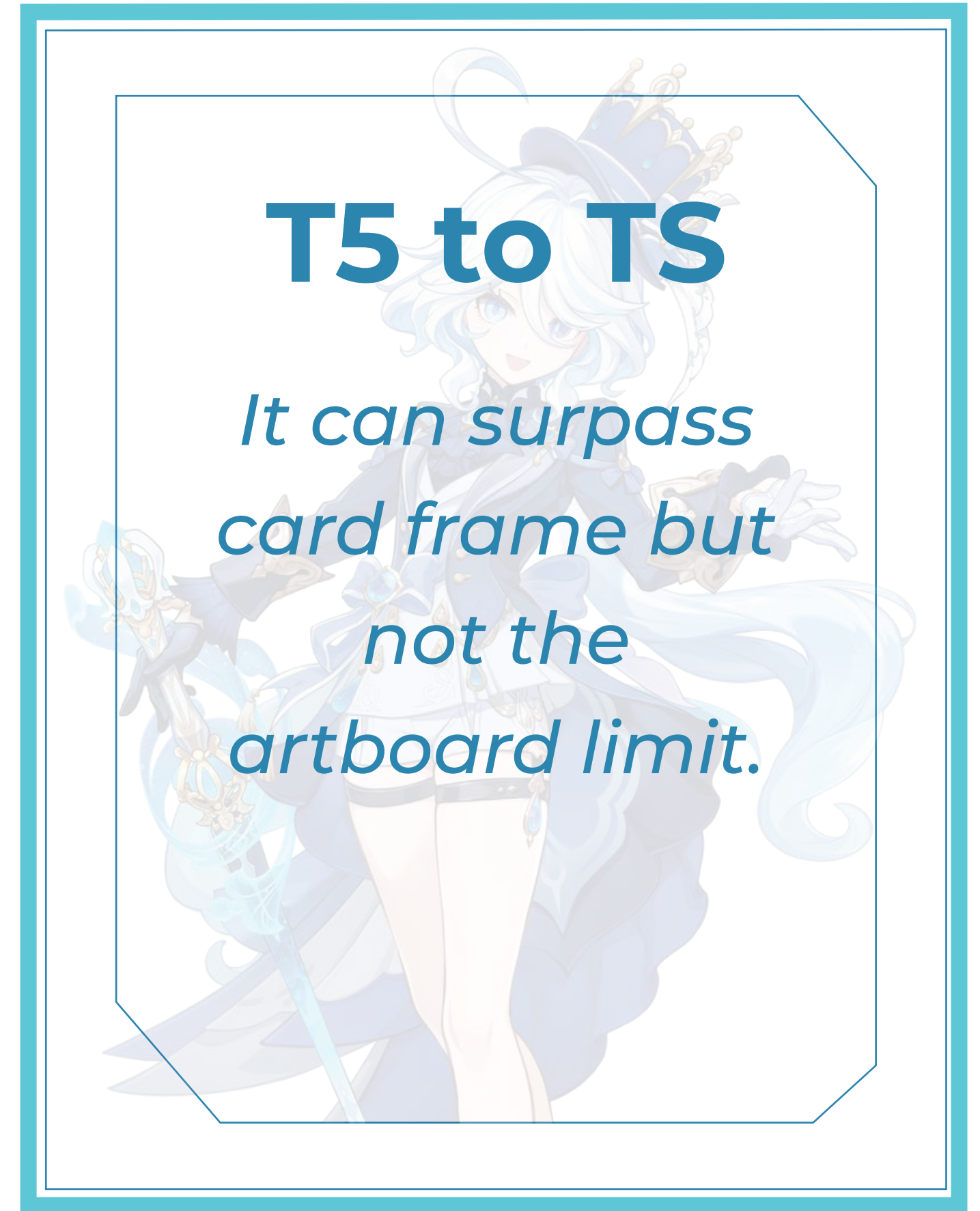


Character Art

! AI IMAGES ARE NOT ALLOWED

Keep your character under all main elements:

Rarity Letter, Star line, Character Name, Series and Tensura logo.



Creation System

After submitted and reviewed, **APPROVED** cards earn points and rewards based on quality and tier.

T1: 10 pts

T2: 15 pts

T3: 30 pts

T4: 50 pts

T5: 80 pts

T6/TS: 100

Creator Levels

Progress through levels based on total **points earned and point requirements:**

Beginner

(Card Creator Role)



Silver

(120/200)



Gold

(200-350)



Platinum

(350-600)



Diamond

(600-1000)



Mythic

(1000/1500)



Ascendant

(+1500)

Tier Limits

These are the montly maximum number of cards you can do per tier (limits reset every month).

T1: 30 Cards

T2: 25 Cards

T3: 20 Cards

T4: 13 cards

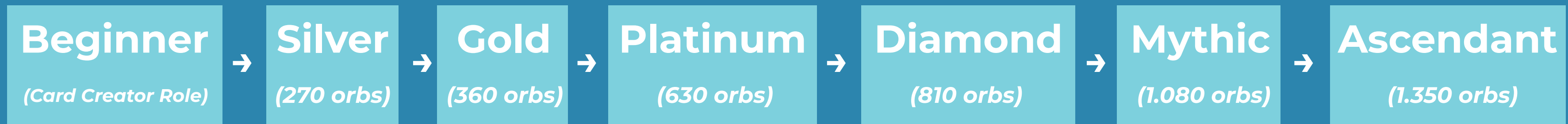
T5: 7 cards

T6/TS: 5 Cards

Extra submissions are allowed, but each tier has a max point cap. Once reached, additional entries earn 0 pts.

Rewards

One time per month, **APPROVED** cards and Card Creator will be rewarded with Slime Orbs.



Fragment Shop

The total points earned will grant **4500 orbs**, enough to secure a **Tier S Card** in the fragment shop!

T S

How to Submit

If you're approved on a private card design, you'll gain access to private channel.

That channel has a specific bot to submit your cards and count all your creations, organized by tiers.

Step by Step:

/submit → **Attach PNG** → **Write Name** → **Choose Tier** → **Write Serie**

Once you'll do this, it will show a confirmation message to submit your creation.

Click on "Confirm" to finish the process.

Still on doubt?

Watch this tutorial!

<https://drive.google.com/file/d/1PKILJSqPheh8noSXIFzpu6RMh7PlzTsM/view>

Become a Card Creator

Useful commands

/mycards

Check submissions you did in a month

/reject

Check rejected submissions and it's reason

/checkcard

Check card dimensions and frame limit

/upscale

Upscale and enhance quality of an image

/mypoints

Check points you earned in a month